

November 22, 2013

## Another Housing Bubble

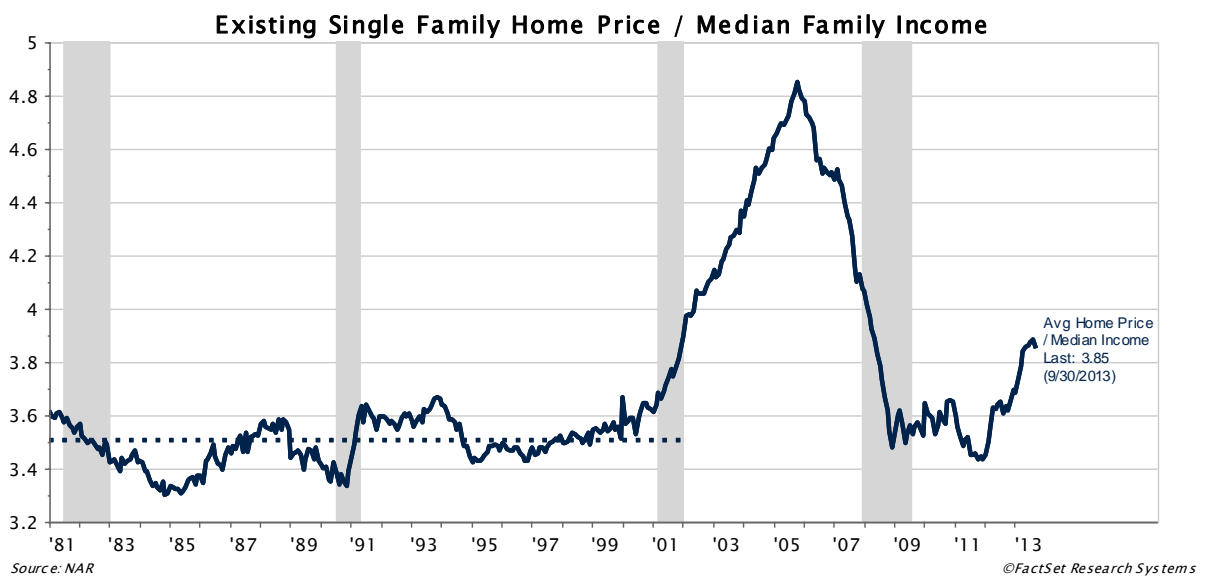
Robert B. Albertson - Principal & Chief Strategist  
(212) 466-7946 [ralbertson@sandleroneill.com](mailto:ralbertson@sandleroneill.com)

Catherine Xiao - Managing Director  
(212) 466-7976 [cxiao@sandleroneill.com](mailto:cxiao@sandleroneill.com)

- \* QE Is Driving Home Prices Back Into Bubble Territory
- \* Housing Starts and Construction Remain in the Basement
- \* A Worrisome Return to Price Distortion, Not Fundamental Recovery

Suspicious eyes have long focused on the unintended consequences of Quantitative Easing. But one such consequence is going largely unnoticed. Home prices have once again advanced considerably faster than incomes, and in the last several months have broken out of their historical band. The last time this happened regulators and politicians ignored the warnings, asserting a “new paradigm” supporting home ownership as interest rates and down payments declined to then record lows.

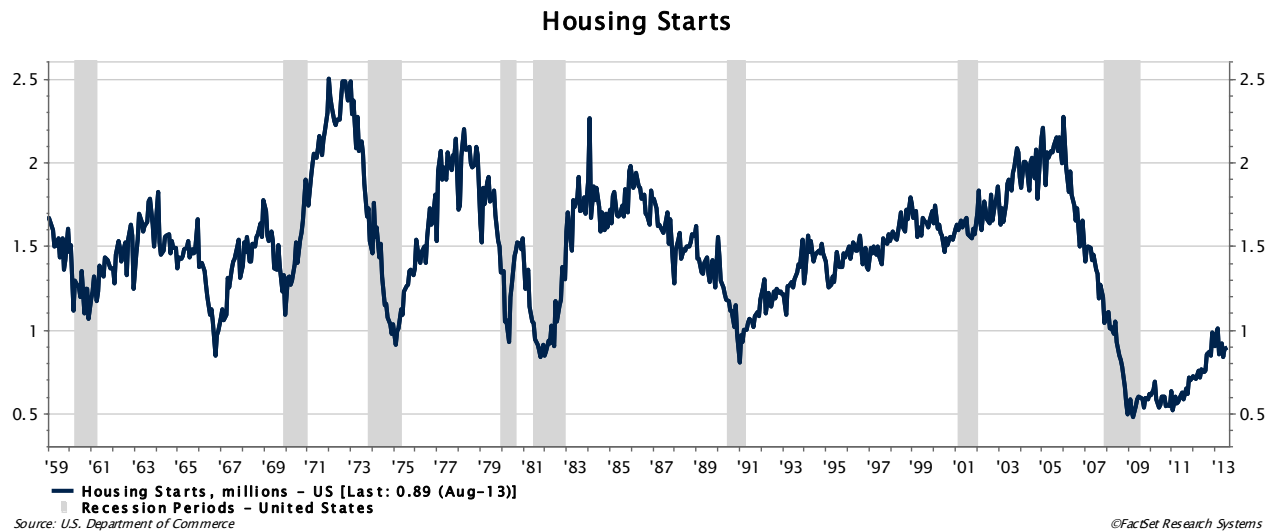
QE has undeniably kept mortgage rates below where they would normally be, presumably to stimulate the housing industry and its many adjunct components. Instead of fundamental stimulation, this policy has primarily and artificially elevated home prices. Tapering or withdrawal of QE would almost certainly cause home prices to fall again. The updated exhibit below clearly shows we are once again well outside the 3.4 to 3.6 historical ratio of price to family income, putting us almost one third of the way back to the catastrophic 2005 peak in this ratio.



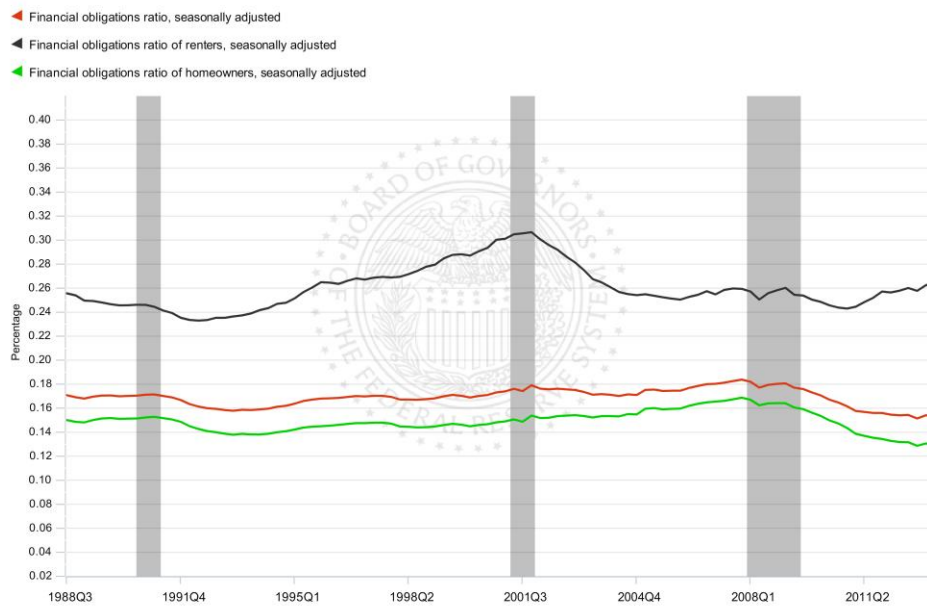
Remarkably, the newly-created Financial Stability Oversight Council, specifically created by the Dodd-Frank Act to identify and address such risks, has been silent. Meanwhile, record punitive fines have been extracted from the financial sector based on obsessive, rear-view mirror revisionist history, along with enormous regulatory restrictions for the mortgage market. However, no such thoughtful review of history has been made of the damage directly caused by decades of multiple, artificial subsidies of home ownership.

It should be clear by now that we would have had no Great Recession and the year-later financial crisis had home prices not massively outstripped family incomes. Without a meaningful recovery in jobs and incomes, higher home prices now will, at best, temporarily reduce negative equity in existing mortgages at the expense of new homebuyers. It is hard to believe this unintended but perverse cycle of price subsidy is repeating without FSOC notice and action.

The intended revitalization of housing has done little to restore construction activity. Housing starts have indeed rebounded by nearly 80% from their record low but have failed to surpass their five low points since the 1950s! Worse, they are gradually receding again. The exact same thing can be said for new home sales.



With mortgage rates successfully restrained by QE manipulation, the Financial Obligation Ratio for homeowners has plummeted to new lows while the FOR for renters continues to climb. QE addition has deepened, leaving homeowners ill-prepared for any eventual reversal in longer term interest rates.



Source: Federal Reserve Board 2013

There will be many arguments that the price-to-income ratio is not that relevant considering the prevailing and exceptionally favorable affordability environment. These are the same defensive arguments employed by regulators and Congress a decade ago, as prices began their annual, double-digit escalation.

Perhaps this partly explains why regulators have elevated stress testing over traditional determinants for capital adequacy, including increasing distance from Basel III. We note that a 20% home price collapse over the next 18 months is prominently included in the next CCAR (Comprehensive Capital Analysis & Review ).

\* \* \*

This report has been prepared and issued by the Investment Strategy Group of Sandler O'Neill + Partners, L.P., a registered broker-dealer and a member of the Financial Industry Regulatory Authority, Inc. The information contained in this report (except information regarding Sandler O'Neill and its affiliates) was obtained from various sources that we believe to be reliable, but we do not guarantee its accuracy or completeness. Additional information is available upon request. The information and opinions contained in this report speak only as of the date of this report and are subject to change without notice.

This report has been prepared and circulated for general information only and presents the authors' views of general market and economic conditions and specific industries and/or sectors. This report is not intended to and does not provide a recommendation with respect to any security. This report does not take into account the financial position or particular needs or investment objectives of any individual or entity. The investment strategies, if any, discussed in this report may not be suitable for all investors. Investors must make their own determinations of the appropriateness of an investment strategy and an investment in any particular securities based upon the legal, tax and accounting considerations applicable to such investors and their own investment objective. Investors are cautioned that statements regarding future prospects may not be realized and that past performance is not necessarily indicative of future performance.

This report does not constitute an offer, or a solicitation of an offer, to buy or sell any securities or other financial instruments, including any securities mentioned in this report. Nothing in this report constitutes or should be construed to be accounting, tax, investment or legal advice.

Neither this report, nor any portion thereof, may be reproduced or redistributed by any person for any purpose without the written consent of Sandler O'Neill.

© 2013 Sandler O'Neill + Partners, L.P. All rights reserved.